



Technical Service BULLETIN

December 1, 2006

Title:

WHEEL SPEED SENSOR DTCS: M.I.L. "ON" C0210 & C0215

Models:

'06 RAV4

BRAKES
BR011-06

Introduction Some 2006 model year RAV4 vehicles may exhibit an ABS M.I.L. "ON" condition with either or both of the following DTCS:

- C0210
- C0215

The rear wheel speed sensors (skid control sensors) have been modified to correct this condition.

Applicable Vehicles

- **2006** model year **RAV4** vehicles produced **BEFORE** the Production Change Effective VINs shown below.

Production Change Information

MODEL	PLANT	ENGINE	DRIVETRAIN	PRODUCTION CHANGE EFFECTIVE VIN
RAV4	Tahara	L4	2WD	JTMZD3#V#65029729
		V6	2WD	JTMZK3#V#65005007
		L4	AWD	JTMBD3#V#65046804
		V6	AWD	JTMBK3#V#65011351
	Shokki	L4	2WD	JTMZD3#V#66019207
		V6	2WD	JTMZK3#V#66002691
		L4	AWD	JTMBD3#V#66021203
		V6	AWD	JTMBK3#V#66009078

Warranty Information

OP CODE	DESCRIPTION	DRIVETRAIN	TIME	OFF	T1	T2
896091	R & R Rear Speed Sensor (One Side)	2WD	1.0	89544-52040 89545-42040 89546-42040	8B	71
		AWD	0.7			
Combo A	Opposite Side	2WD	0.6			
		AWD	0.3			

Applicable Warranty*:

This repair is covered under the Toyota Comprehensive Warranty. This warranty is in effect for 36 months or 36,000 miles, whichever occurs first, from the vehicle's in-service date.



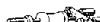






* Warranty application is limited to correction of a problem based upon a customer's specific complaint.



Parts
Information

PREVIOUS PART NUMBER	CURRENT PART NUMBER	PART NAME	QTY
89544-52040	Same	Sensor, Speed, Rear RH (2WD)	1
89545-42040	Same	Sensor, Speed, Rear RH (4WD)	1
89544-52040	Same	Sensor, Speed, Rear LH (2WD)	1
89546-42040	Same	Sensor, Speed, Rear LH (4WD)	1

Required
SSTs

ITEM NO.	SPECIAL SERVICE TOOLS (SSTs)	PART NUMBER	QTY	DRW**
1	Bearing Remover* 	09950-00020	1	—
2	Crankshaft Pulley Replacer* 	09214-76011	1	—
3	Rear Axle Shaft Puller* 	09520-00031	1	—
COMPONENT(S) OF KIT/SET	Two (2) components from this kit/set are required: <ul style="list-style-type: none"> • Socket (P/N 09520-00040)  • Rod With Grip (P/N 09521-00020)  			
4	Toyota Diagnostic Tester Kit* NOTE: <ul style="list-style-type: none"> • All components from this kit/set are required. • 12 Megabyte Diagnostic Tester Program Card (P/N 01002593-005) with version 14.0a Software (or later) is required. 	TOY220036	1	9
5	CAN Interface Module Kit* NOTE: <ul style="list-style-type: none"> • All components from this kit/set are required. 	01002744	1	9
6	Pitman Arm Puller* 	09610-20012-01	1	13
7	Drive Shaft Nut Chisel* 	09930-00010-01	1	15

* Essential SSTs.

** Drawer number in SST Storage System.

NOTE:

Additional Diagnostic Tester Kits, CAN Interface Modules, Program Cards, or other SSTs may be ordered by calling SPX/OTC at 1-800-933-8335.

**Repair
Procedure**

1. Using the diagnostic tester, check for DTCs in the ABS ECU.

If either DTC C0210 or C0215 is present, replace the appropriate wheel speed sensor (skid control sensor) per the Parts Information provided in this document.

Refer to the Technical Information System (TIS), 2006 model year RAV4

Repair Manual:

- **For 2WD:**

- *Brake – Brake Control/Dynamic Control System – “Brake Control: Skid Control Sensor (For 2WD): Removal”*
- *Brake – Brake Control/Dynamic Control System – “Brake Control: Skid Control Sensor (For 2WD): Installation”*

- **For 4WD:**

- *Brake – Brake Control/Dynamic Control System – “Brake Control: Rear Speed Sensor (For 4WD): Removal”*
- *Brake – Brake Control/Dynamic Control System – “Brake Control: Rear Speed Sensor (For 4WD): Installation”*

2. Using the Diagnostic Tester, clear all of the DTCs.
3. Perform a test drive and confirm that NO pending DTCs set.